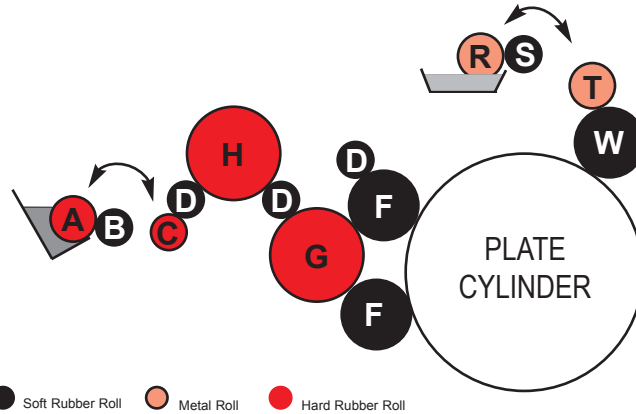


MULTILITH MODELS 1250,
(296, 1200, 1260, 1275 & 2550)
 maximum image width of 10 inches

MULTILITH 1250-W & 1250-LW (Old Style)
(2552-W, 2560-W, & 1274-W)
 maximum image width of 10³/₈ to 10³/₄ inches

Water bottle holder is in fountain tray, not on side of press with hose connection.



Syn-Tac Cat. No.	Key	Description	Mfg. Part No.	Roll Dia.	Roll Face Lgth.	Overall Shaft Lgth.
---------------------	-----	-------------	------------------	--------------	-----------------------	---------------------------

MULTILITH MODELS 1250
(296, 1200, 1260, 1275, & 2550)
 Maximum Image Width of 10 Inches

INK SYSTEM ROLLERS

12011	F	INK FORM	120-361-A1S	2 ¹ / ₈	10	11 ¹ / ₄
12020	D	INK DISTRIBUTOR (oversize)	—	1 ¹ / ₈	10	13 ⁹ / ₁₆
12021	D	INK DISTRIBUTOR (standard size)	—	1 ⁵ / ₁₆	10	13 ⁹ / ₁₆
12022	D	INK DISTRIBUTOR (small)	296-1648-AS	7 ⁷ / ₈	10	13 ⁹ / ₁₆
12023	D	INK DISTRIBUTOR (mammoth size for Dual-Flo)	—	1 ⁵ / ₃₂	10	13 ⁹ / ₁₆
12029	C	INK DISTRIBUTOR (geared)	296-1645-A1	1 ⁵ / ₁₆	9 ³ / ₄	13 ¹ / ₄
12030*	B	INK DUCTOR (standard size)	296-1644-AS	1 ¹ / ₁₆	10	11 ¹ / ₄
12035	A	INK FOUNTAIN	120-3600-1A1	1 ¹ / ₄	10 ¹ / ₄	15 ¹⁵ / ₁₆
12080	D	DUAL-FLO INK ROLL SET	—	—	—	—
120820	H	TOP INK OSCILLATOR	120-2200-A	2 ⁵ / ₈	10 ¹ / ₂	13 ⁹ / ₁₆
120830	G	GEARED MAIN OSCILLATOR	296-1655-A1S	2 ¹ / ₄	10 ⁵ / ₁₆	15 ³ / ₄
120840	H	JUMBO INK OSCILLATOR	—	4	10 ¹ / ₂	13 ⁹ / ₁₆
120840-SA	H	JUMBO INK OSCILLATOR SHELL (converts standard top oscillator to jumbo ink roll)	—	4	10 ¹ / ₂	—
120860	D	INK RIDER OSCILLATOR	—	1 ⁵ / ₃₂	11 ¹ / ₂	13 ⁹ / ₁₆

MOLLETON WATER SYSTEM ROLLERS

12040	W	WATER FORM	120-3654-A2S	1 ¹⁵ / ₁₆	10 ⁵ / ₈	11 ³ / ₃₂
12041	W	3M WATER FORM (3M sleeve #20511 <u>not</u> included)	—	2 ¹ / ₁₆	10 ³ / ₄	11 ³ / ₃₂
12050*	S	WATER DUCTOR	296-1712-AS	1 ⁵ / ₁₆	10 ¹ / ₄	11 ³ / ₄
120850	T	WATER OSCILLATOR (aluminum)	120-1500-A3	1 ¹ / ₂	11 ¹ / ₂	13 ⁹ / ₁₆
12055-K	R	WATER FOUNTAIN ROLL (knurled)	296-1707	1 ³ / ₈	10 ³ / ₈	11
12055-S	R	WATER FOUNTAIN ROLL (smooth)	—	1 ³ / ₈	10 ³ / ₈	11

See page 53 for paper feeder and blanket cleaner rolls.
 See page 70 for Townsend T-51 color head rolls.
 *Bearings are NOT included.

Syn-Tac Cat. No.	Key	Description	Mfg. Part No.	Roll Dia.	Roll Face Lgth.	Overall Shaft Lgth.
BAREBACK WATER SYSTEM ROLLERS						
12042	W	WATER FORM (for new style shaft)	—	2 ¹ / ₈	10 ³ / ₄	11 ³ / ₃₂
12052*	S	WATER DUCTOR	—	1 ¹ / ₈	10 ⁵ / ₈	11 ³ / ₄
12055-S	R	WATER FOUNTAIN (smooth)	—	1 ³ / ₈	10 ³ / ₈	11
120855-R	T	WATER OSCILLATOR (hard rubber)	—	1 ¹ / ₂	11 ¹ / ₂	13 ⁹ / ₁₆

MULTILITH 1250-W & 1250-LW (Old Style)
(2550-W, 2560-W, 1274-W & 2650-W)
 Maximum Image Width of 10³/₈ to 10³/₄ Inches
 Water bottle holder is in fountain tray, not on side of press with hose connection.

INK SYSTEM ROLLERS						
12110	F	INK FORM	120W-361-A1S	2 ¹ / ₈	10 ⁵ / ₈	11 ¹ / ₄
12120	D	INK DISTRIBUTOR (oversize)	—	1 ¹ / ₈	10 ⁵ / ₈	13 ⁹ / ₁₆
12121	D	INK DISTRIBUTOR (standard size)	—	1 ⁵ / ₁₆	10 ⁵ / ₈	13 ⁹ / ₁₆
12122	D	INK DISTRIBUTOR (small size)	296W-1648-AS	7 ⁷ / ₈	10 ⁵ / ₈	13 ⁹ / ₁₆
12123	D	INK DISTRIBUTOR (mammoth size for Dual-Flo set)	—	1 ⁵ / ₃₂	10 ⁵ / ₈	13 ⁹ / ₁₆
12229	C	GEARED INK DISTRIBUTOR	296W-1645-A1	1 ⁵ / ₁₆	10 ³ / ₄	13 ¹ / ₄
12130*	B	INK DUCTOR (standard size)	296W-1644-AS	1 ¹ / ₁₆	10 ¹ / ₈	11 ³ / ₄
12035	A	INK FOUNTAIN	120-3600-1A1	1 ¹ / ₄	10 ¹ / ₄	15 ¹⁵ / ₁₆
120860	D	INK RIDER OSCILLATOR	—	1 ⁵ / ₃₂	11 ¹ / ₂	13 ⁹ / ₁₆
122820	H	TOP INK OSCILLATOR	120W-2200-A	2 ⁵ / ₈	11 ¹ / ₂	13 ⁹ / ₁₆
122830	G	GEARED MAIN OSCILLATOR	296W-1655-A1S	2 ¹ / ₄	10 ¹⁵ / ₁₆	15 ³ / ₄
122840	H	JUMBO INK OSCILLATOR	—	4	11 ¹ / ₂	13 ⁹ / ₁₆
122840-SA	H	JUMBO INK OSCILLATOR SHELL (converts standard top oscillator to jumbo ink roll)	—	4	11 ¹ / ₂	—
12180	D	DUAL-FLO INK ROLL SET	—	—	—	—

MOLLETON WATER SYSTEM ROLLERS						
12140	W	WATER FORM	120W-3654-A2S	1 ¹⁵ / ₁₆	11	11 ³ / ₈
12241	W	3M WATER FORM (3M sleeve #20512 <u>not</u> included)	83-3-104417	2 ¹ / ₁₆	11 ³ / ₁₆	11 ³ / ₈
12150*	S	WATER DUCTOR	296W-1712-AS	1 ⁵ / ₁₆	10 ⁵ / ₈	11 ³ / ₄
120850	T	WATER OSCILLATOR (aluminum)	120-1500-A3	1 ¹ / ₂	11 ¹ / ₂	13 ⁹ / ₁₆
12055-K	R	WATER FOUNTAIN (knurled)	296-1707	1 ³ / ₈	10 ³ / ₈	11

BAREBACK WATER SYSTEM ROLLERS						
12142	W	WATER FORM	—	2 ¹ / ₈	11 ³ / ₁₆	11 ³ / ₈
12152*	S	WATER DUCTOR	—	1 ¹ / ₈	10 ⁵ / ₈	11 ³ / ₄
120855-R	T	WATER OSCILLATOR (hard rubber)	—	1 ¹ / ₂	11 ¹ / ₂	13 ⁹ / ₁₆
12055-S	R	WATER FOUNTAIN (smooth)	—	1 ³ / ₈	10 ³ / ₈	11

A **smooth** aluminum fountain roll will give better water control and will be easier to clean. If your smooth roll picks up ink, clean it with plate cleaner or straight etch. Wipe it dry, apply plate gum, and wipe it dry again. Since the fountain solution dissolves the thin film of gum, the fountain roll is now ready to use.

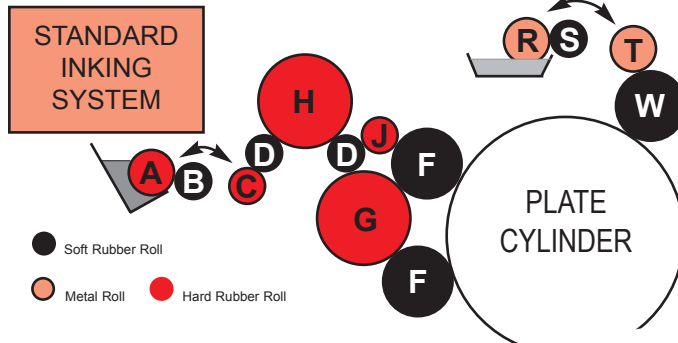
Never use any solvent to clean a 3M sleeve. If cleaning is necessary—though it's better to use a new sleeve—use only plain water or fountain solution.

See page 53 for paper feeder and blanket cleaner rolls.
 See page 70 for Townsend T-51 color head rolls.
 *Bearings are NOT included.

MULTILITH 1250W, 1250-LW (New Style) (1275-W, 1260-W, 2650W & 2850-W) & 1250-N

maximum image width of 11 inches

Water bottle is mounted on side of press with hose connecting to fountain tray.



Syn-Tac Cat. No.	Key	Description	Mfg. Part No.	Roll Dia.	Roll Face Lgth.	Overall Shaft Lgth.
INK SYSTEM ROLLERS						
122-K	•	KIT (five soft rubber ink rolls)	—	—	—	—
•12210	F	INK FORM	120W-361-1A1S	2 ¹ / ₈	11	11 ¹ / ₄
12220	D	INK DISTRIBUTOR (oversize)	—	1 ¹ / ₈	11	13 ⁹ / ₁₆
12221	D	INK DISTRIBUTOR (standard size)	—	1 ⁵ / ₁₆	11	13 ⁹ / ₁₆
•12222	D	INK DISTRIBUTOR (small size)	296W-1648-1AS	7 ⁷ / ₈	11	13 ⁹ / ₁₆
12223	D	INK DISTRIBUTOR (mammoth size)	—	1 ⁵ / ₃₂	11	13 ⁹ / ₁₆
12224*	—	RIDER ROLL (1250-N Double Flow system only)	13-4-179258	1 ¹ / ₁₆	11 ¹ / ₈	13 ¹⁹ / ₃₂
12225	—	DISTRIBUTOR (1250-N Double Flow system only)	13-7-179255	1 ¹ / ₁₆	11 ¹ / ₈	13 ¹⁹ / ₃₂
12226*	—	INK DISTRIBUTOR (Q & A system only)	2650-10505-A	7 ⁷ / ₈	11	13 ⁹ / ₁₆
12228	J	TRANSFER ROLL (hard rubber)	120-2935-A1	1 ¹ / ₈	11	12 ¹⁵ / ₃₂
12229	C	GEARED INK DISTRIBUTOR	296W-1645-A1	1 ⁵ / ₁₆	10 ³ / ₄	13 ¹ / ₄
•12230	B	INK DUCTOR (standard size)	11-9-350858	1 ¹ / ₁₆	10 ⁵ / ₈	11 ³ / ₄
12035	A	INK FOUNTAIN	120-3600-1A1	1 ¹ / ₄	10 ¹ / ₄	15 ¹⁵ / ₁₆
12280	D	DUAL-FLO INK ROLL SET	—	—	—	—
120860	J	INK RIDER OSCILLATOR	—	1 ⁵ / ₃₂	11 ¹ / ₂	13 ⁹ / ₁₆
122820	H	TOP INK OSCILLATOR	120W-2200-A	2 ⁵ / ₈	11 ¹ / ₂	13 ⁹ / ₁₆
122820- SA	H	TOP INK OSCILLATOR SHELL (for A-M mechanism only)	200W-650-A	2 ⁵ / ₈	10 ⁵ / ₈	—
122830	G	GEARED MAIN OSCILLATOR	120W-3609-AS	2 ¹ / ₄	10 ¹⁵ / ₁₆	15 ³ / ₄
122840	H	JUMBO INK OSCILLATOR	—	4	11 ¹ / ₂	13 ⁹ / ₁₆
122840- SA	H	JUMBO INK OSCILLATOR SHELL (converts standard top oscillator to jumbo ink roll)	—	4	11 ¹ / ₂	—
MOLLETON WATER SYSTEM ROLLERS						
12240	W	WATER FORM	120W-3654-A2S	1 ¹⁵ / ₁₆	11 ¹ / ₈	11 ³ / ₈
12241	W	3M WATER FORM (3M sleeve #20512 <u>not</u> included)	83-3-104417	2 ¹ / ₁₆	11 ³ / ₁₆	11 ³ / ₈
12244	W	WATER FORM (hyton sleeve <u>not</u> included)	—	1 ¹⁵ / ₁₆	11 ³ / ₁₆	11 ³ / ₈
12245	W	WATER FORM (shrink on)	83-8-105203	2	11 ³ / ₁₆	11 ³ / ₈
12250	S	WATER DUCTOR	11-8-350859	1 ⁵ / ₁₆	11	12 ¹ / ₈
12253	S	SPONGE WATER DUCTOR	13-0-188840	1 ³ / ₁₆	11	12 ¹ / ₈
12254	S	WATER DUCTOR	—	1	11	12 ¹ / ₈
12256*	S	WATER DUCTOR	13-4-185115	3 ¹ / ₃₂	11 ¹ / ₄	12 ³ / ₈
12255-K	R	WATER FOUNTAIN (knurled)	120-3689	1 ³ / ₈	11 ¹ / ₈	11 ¹ / ₈
120850	T	WATER OSCILLATOR (aluminum)	120-1500-A3	1 ¹ / ₂	11 ¹ / ₂	13 ⁹ / ₁₆

• The ink train soft rubber roller kit includes these rolls.
See page 71 for Townsend T-51 color head rolls.
* Bearings are NOT included.



Syn-Tac Cat. No.	Key	Description	Mfg. Part No.	Roll Dia.	Roll Face Lgth.	Overall Shaft Lgth.
12242	W	WATER FORM	—	2 1/8	11 3/16	11 3/8
12252	S	WATER DUCTOR	—	1 1/8	11	12 1/8
120855-R	T	WATER OSCILLATOR (hard rubber)	—	1 1/2	11 1/2	13 9/16
12255-S	R	WATER FOUNTAIN (smooth)	13-3-166017	1 3/8	11 1/4	11 1/4

*Bearings are NOT Included. See page 67 for Townsend T-51 color head rolls.

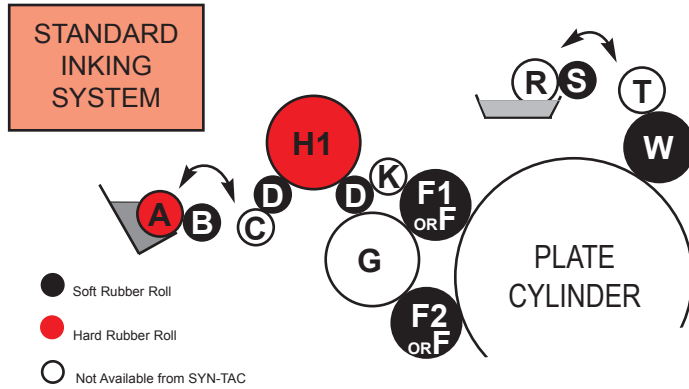
BLANKET CLEANER ROLLS—LOWER PAPER FEED ROLLS—PULLOUT ROLLS—BOTTLES

Syn-Tac Cat. No.	Description	Mfg. Part No.	Roll Dia.	Roll Face Lgth.	Overall Shaft Lgth.	NS		
						OS 1250-W LW	1250- LW	1250- N(DF)
12218	BLANKET CLEANER (old style / oscillating)	120W-730-A3S	1 5/16	11 3/16	11 17/32	—	X	X
12219	BLANKET CLEANER (new style / non-oscillating)	11-7-351676	1 5/16	11 3/16	11 3/16	X	X	X
12060	LOWER PAPER FEED (one feeler finger)	296-1301-A1	1 5/32	8 3/32	11 7/8	X	X	X
12061	LOWER PAPER FEED (three feeler fingers)	—	1 5/32	8 3/32	11 7/8	X	X	X
12062	LOWER PAPER FEED (four feeler fingers)	1260-3300-A1	1 5/32	8 3/32	11 7/8	X	X	X
12063	LOWER PAPER FEED (for use only on second head of tandem machines / one feeler finger)	13-1-144958	1 5/32	10 11/16	12 1/8	X	X	X
12069	PAPER FEEDER PULLOUT	192-6042-A1	1 1/2	7/8	7/8	X	X	X
12260	LOWER PAPER FEED (recessed gear / one feeler finger)	—	1 5/32	8 3/32	11 7/8	—	—	X
12261	LOWER PAPER FEED (recessed gear / three feeler fingers)	—	1 5/32	8 3/32	11 7/8	—	—	X
12262	LOWER PAPER FEED (recessed gear / four feeler fingers)	279-3701-A	1 5/32	8 3/32	11 7/8	—	—	X
12264	LOWER PAPER FEED (model 2975 / first head / recessed gear / one feeler finger)	1275-1311-A1	1 5/32	10 1/2	12 1/8	—	—	X
12265	LOWER PAPER FEED (recessed gear / four feeler fingers)	13-1-179921	1 5/32	10 1/2	12 1/8	—	—	X
12049*	WATER FOUNTAIN BOTTLE (old style / plastic / one-quart size / with cap & valve)	—	—	—	—	X	X	—
12249**	WATER FOUNTAIN BOTTLE (new style / plastic / one-quart size / with cap & valve)	—	—	—	—	—	X & Models 1850 & 1860	X
13060	LOWER PAPER FEED (for presses using latching fingers)	13-3-190421	1 5/32	12 1/2	14 9/16	—	Models 1330, 1360, 1360GPC, 1650, 1650XE, 1650MC	—
13061	LOWER PAPER FEED (for presses using cam fingers)	13-8-208616	1 5/32	12 1/2	14 9/16	—	Models 1330, 1360, 1360GPC, 1650, 1650XE, 1650MC	—
18060	LOWER PAPER FEED	185-33-A1	1 5/32	15 7/8	22 1/8	—	Models 1850 1860, 1870 & 1960	—

*Old Style 1250 models have the water bottle #12049 attached to the fountain tray.

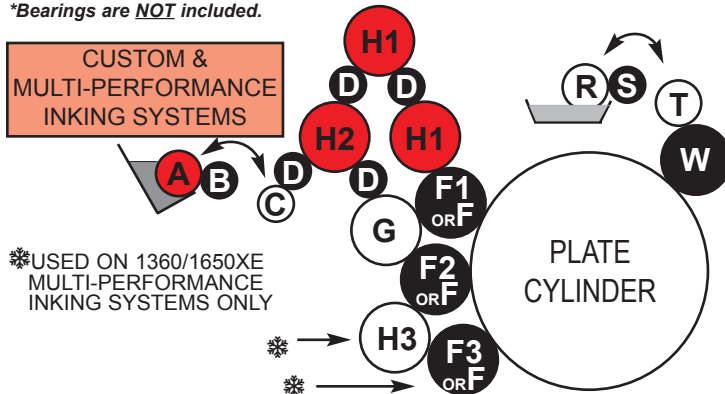
**New Style 1250-W uses bottle #12249, which is mounted on the side of the press with a rubber hose connecting it to the fountain tray.

MULTILITH MODELS 1330, 1360, 1650 & 1650-XE

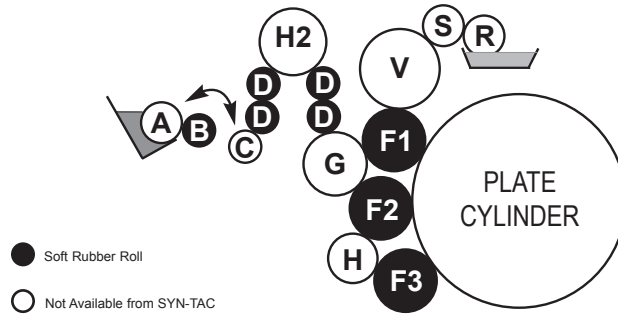


Syn-Tac Cat. No.	Std. 1330	Multi. Cust. 1360	1650 XE	Description	Mfg. Part No.	Roll Dia.	Roll Face Lgth.	Overall Shaft Lgth.
INK SYSTEM ROLLERS								
13011	F1	F1	F1	INK FORM (upper)	13-4-187806	2 ¹ / ₁₆	12 ⁵ / ₈	13 ¹ / ₄
13012	F2	F2	F2	INK FORM (lower)	13-5-187805	2 ¹ / ₈	12 ⁵ / ₈	13 ¹ / ₄
13013	—	—	F3	INK FORM (third - for 1360 only)	13-8-188271	2 ¹ / ₄	12 ⁵ / ₈	13 ¹ / ₄
13014	F	—	F	INK FORM (for 1650 & 1650XE only)	13-3-193409	2 ¹ / ₈	13	13 ¹ / ₄
13015	—	—	F3	INK FORM (gear driven)	83-0-105623	2 ¹ / ₈	13	13 ²⁹ / ₃₂
13021	D	D	D	INK DISTRIBUTOR	13-8-187810	1 ¹ / ₃₂	12 ¹¹ / ₁₆	16
13031	B	B	B	INK DUCTOR	13-2-187808	1 ¹ / ₁₆	12 ²¹ / ₃₂	13 ³ / ₄
13035	A	A	A	INK FOUNTAIN	13-4-186337	1 ¹ / ₄	12 ²¹ / ₃₂	18 ¹¹ / ₃₂
13036	A	A	A	INK FOUNTAIN (1650's)	13-6-195898	1 ³ / ₄	12 ²¹ / ₃₂	18 ¹ / ₁₆
130820-A	H1	H1	H1	TOP INK OSCILLATOR (mounting post #13-9-179220 not included)	13-5-186435	2 ⁹ / ₃₂	12 ⁵ / ₈	15 ¹⁵ / ₁₆
130820-B	—	H2	H2	TOP INK OSCILLATOR (mounting post #13-8-181797 not included)	13-0-186414	2 ⁹ / ₃₂	12 ⁵ / ₈	15 ¹⁵ / ₁₆
MOLLETON WATER SYSTEM ROLLERS								
13040	W	W	W	WATER FORM	13-6-187804	1 ²⁹ / ₃₂	13 ⁹ / ₃₂	13 ²⁹ / ₃₂
13041	W	W	W	3M WATER FORM (3M sleeve #20514 not included)	13-7-187803	2 ¹ / ₁₆	13 ⁹ / ₃₂	13 ²⁹ / ₃₂
13045	W	W	W	WATER FORM (shrink on)	83-8-105195	2	13 ⁹ / ₃₂	13 ²⁹ / ₃₂
13050	S	S	S	WATER DUCTOR	13-1-187809	3 ¹ / ₃₂	13 ³ / ₈	14 ¹ / ₂
13053	S	S	S	SPONGE WATER DUCTOR	13-6-194974	1 ⁷ / ₃₂	13 ¹³ / ₃₂	14 ¹ / ₂
BAREBACK WATER SYSTEM ROLLERS								
13042	W	W	W	WATER FORM	—	2 ¹ / ₈	13 ¹ / ₁₆	13 ²⁹ / ₃₂
13052	S	S	S	WATER DUCTOR	—	1 ⁹ / ₃₂	13 ³ / ₈	14 ¹ / ₂
130855-R	T	T	T	WATER OSCILLATOR (hard rubber)	—	1 ¹ / ₂	13 ⁵ / ₈	15 ¹³ / ₁₆

See page 71 for Townsend T-51 color head rolls.
*Bearings are **NOT** included.

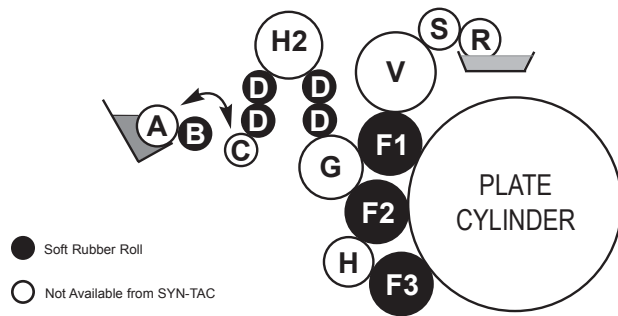


MULTILITH 1360GPC & 1650MC



Syn-Tac Cat. No.	Key	Description	Mfg. Part No.	Roll Dia.	Roll Face Lgth.	Overall Shaft Lgth.
MULTILITH 1360GPC						
INK SYSTEM ROLLERS						
13016	F1	INK FORM (first)	13-4-193408	2 ¹ / ₁₆	13	13 ¹ / ₄
13014	F2	INK FORM (second)	13-3-193409	2 ¹ / ₈	13	13 ¹ / ₄
13017	F3	INK FORM (third)	13-0-193410	2 ¹ / ₄	13	13 ¹ / ₄
13015	F3	INK FORM (third / gear driven)	83-0-105623	2 ¹ / ₈	13	13 ²⁹ / ₃₂
13022	D	INK DISTRIBUTOR	13-6-193414	1 ¹ / ₃₂	12 ¹¹ / ₁₆	16
13031	B	INK DUCTOR	13-2-187808	1 ¹ / ₁₆	12 ²¹ / ₃₂	13 ³ / ₄
MULTILITH 1650MC						
INK SYSTEM ROLLERS						
13014	F1	INK FORM (first)	13-3-193409	2 ¹ / ₈	13	13 ¹ / ₄
13014	F2	INK FORM (second)	13-3-193409	2 ¹ / ₈	13	13 ¹ / ₄
13014	F3	INK FORM (third)	13-3-193409	2 ¹ / ₈	13	13 ¹ / ₄
13015	F3	INK FORM (third / gear driven)	83-0-105623	2 ¹ / ₈	13	13 ²⁹ / ₃₂
13022	D	INK DISTRIBUTOR	13-6-193414	1 ¹ / ₃₂	12 ¹¹ / ₁₆	16
13031	B	INK DUCTOR	13-2-187808	1 ¹ / ₁₆	12 ²¹ / ₃₂	13 ³ / ₄

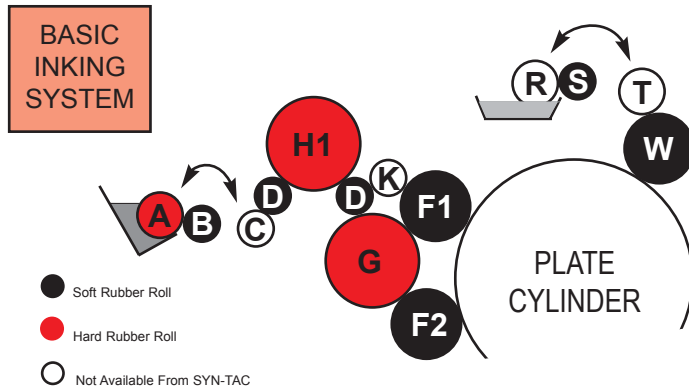
MULTILITH 1960MC & 1860GPC



Syn-Tac Cat. No.	Key	Description	Mfg. Part No.	Roll Dia.	Roll Face Lgth.	Overall Shaft Lgth.
MULTILITH 1960MC & 1860GPC						
INK SYSTEM ROLLERS						
18014	F1	INK FORM (first)	13-5-193415	2 ¹ / ₁₆	18 ³ / ₈	21 ¹ / ₄
18015	F2	INK FORM (second)	13-4-193416	2 ¹ / ₈	18 ¹ / ₄	21 ¹ / ₄
18016	F3	INK FORM (third)	13-3-193417	2 ¹ / ₄	18 ¹ / ₄	21 ¹ / ₄
18013	F3	INK FORM (third / gear driven)	13-3-197863	2 ¹ / ₈	18 ¹ / ₈	21 ⁵ / ₁₆
18021	D	INK DISTRIBUTOR	13-3-179523	1 ¹ / ₃₂	18 ¹ / ₂	23 ⁹ / ₁₆
18030*	B	INK DUCTOR	185-3633-AS	1 ¹ / ₁₆	18 ¹ / ₂	21

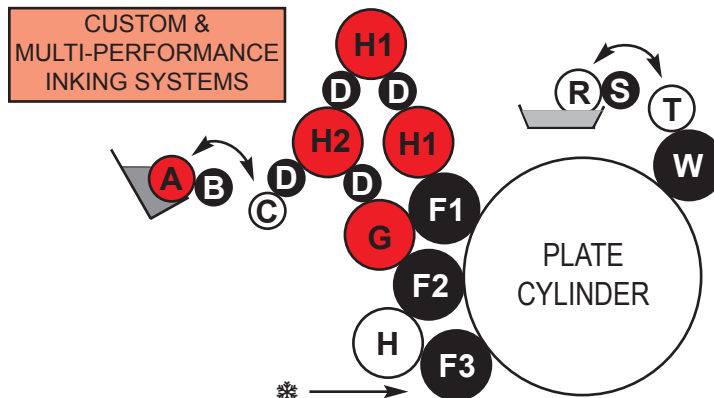
*Bearings are NOT included.

MULTILITH MODELS 1860 & 1960XE



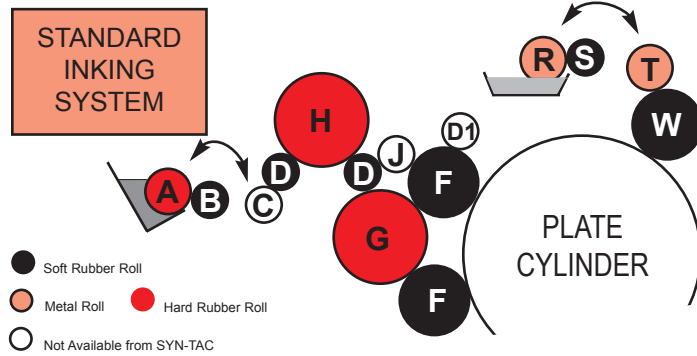
Syn-Tac Cat. No.	Basic	Cust.	Multi.	Description	Mfg. Part No.	Roll Dia.	Roll Face Lgth.	Overall Shaft Lgth.
INK SYSTEM ROLLERS								
18010	F2	F2	F2	INK FORM (lower)	185-3660-A1S	2 ¹ / ₈	18	21 ¹ / ₄
18011	F1	F1	F1	INK FORM (upper)	13-6-188661	2 ³ / ₃₂	17 ³ / ₄	21 ¹ / ₄
18012	—	—	F3	INK FORM (third)	13-3-188664	2 ⁹ / ₃₂	17 ³ / ₄	21 ¹ / ₄
18013	—	—	F3	INK FORM (third / gear driven)	13-3-197863	2 ¹ / ₈	18 ¹ / ₈	21 ⁵ / ₁₆
18021	D	D	D	INK DISTRIBUTOR	13-3-179523	1 ¹ / ₃₂	18 ¹ / ₂	23 ⁹ / ₁₆
18030	B	B	B	INK DUCTOR	185-3633-AS	1 ¹ / ₁₆	18 ¹ / ₂	21
18036	A	A	A	INK FOUNTAIN	13-9-189435	1 ³ / ₄	20 ⁵ / ₁₆	25 ³ / ₁₆
180830	G	G	G	GEARED MAIN OSCILLATOR	185-3650-A1	2 ¹ / ₄	18 ³ / ₈	25 ³ / ₄
180820-B	H1	H1	H1	TOP INK OSCILLATOR (mounting post #13-9-179220 not included)	13-9-179162	2 ⁹ / ₃₂	18 ³ / ₈	23 ¹ / ₃₂
180820-C	—	H2	H2	TOP INK OSCILLATOR (mounting post #13-8-181797 not included)	13-7-179347	2 ⁹ / ₃₂	18 ³ / ₈	23 ¹ / ₃₂
MOLLETON WATER SYSTEM ROLLERS								
18040	W	W	W	WATER FORM	185-3725-A1S	1 ¹⁵ / ₁₆	18 ¹ / ₂	21 ⁵ / ₁₆
18041	W	W	W	3M WATER FORM (3M sleeve #20519 not included)	83-2-104418	2 ¹ / ₁₆	18 ¹ / ₂	21 ⁵ / ₁₆
18045	W	W	W	WATER FORM	83-4-105207	2	18 ¹ / ₂	21 ⁵ / ₁₆
18051	S	S	S	WATER DUCTOR	13-7-179370	3 ¹ / ₃₂	19 ¹ / ₈	21 ¹ / ₄
18053	S	S	S	SPONGE WATER DUCTOR	13-0-195373	1 ⁵ / ₃₂	19 ¹ / ₈	21 ¹ / ₄

See page 53 for listing of paper feeder rolls.



*FOR MULTI-PERFORMANCE INKING SYSTEMS ONLY

MULTILITH 1850 & 1st HEAD of 1870 & 1870N EQUIPPED WITH DOUBLE FLOW INKING SYSTEM



Syn-Tac Cat. No.	Std.	D.F.	Description	Mfg. Part No.	Roll Dia.	Face Lgth.	Overall Shaft Lgth.
INK SYSTEM ROLLERS							
18010	F	F	INK FORM	185-3660-A1S	2 ¹ / ₈	18	21 ¹ / ₄
18020	D	—	INK DISTRIBUTOR (standard size)	185-3640-AS	1 ³ / ₁₆	18 ¹ / ₂	23 ⁹ / ₁₆
18021	—	M	INK DISTRIBUTOR	13-3-179523	1 ¹ / ₃₂	18 ¹ / ₂	23 ⁹ / ₁₆
18022*	—	I	INK RIDER (top)	13-9-181267	1 ¹ / ₃₂	18 ¹ / ₂	23 ⁹ / ₁₆
18024*	—	K	INK RIDER	13-2-179524	1 ¹ / ₃₂	18 ¹ / ₂	23 ⁹ / ₁₆
18030	B	B	INK DUCTOR	185-3633-AS	1 ¹ / ₁₆	18 ¹ / ₂	21
18035	A	A	INK FOUNTAIN	185-3601-A1	1 ¹ / ₄	20 ¹ / ₄	25 ¹⁵ / ₁₆
180820	H	—	TOP INK OSCILLATOR	185-3645-A	2 ⁵ / ₈	18 ¹ / ₂	21 ⁷ / ₁₆
180820-B	—	H1	TOP INK OSCILLATOR (mounting post #13-8-181797 <u>not</u> included)	13-9-179162	2 ⁹ / ₃₂	18 ³ / ₈	23 ¹ / ₂
180820-C	—	H2	TOP INK OSCILLATOR (mounting post #13-9-179220 <u>not</u> included)	13-7-179347	2 ⁹ / ₃₂	18 ³ / ₈	23 ¹ / ₂
180830	G	G	GEARED MAIN OSCILLATOR	185-3650-A1	2 ¹ / ₄	18 ³ / ₈	25 ³ / ₄
180840	H	—	JUMBO INK OSCILLATOR		4	18 ¹ / ₂	23 ⁹ / ₁₆

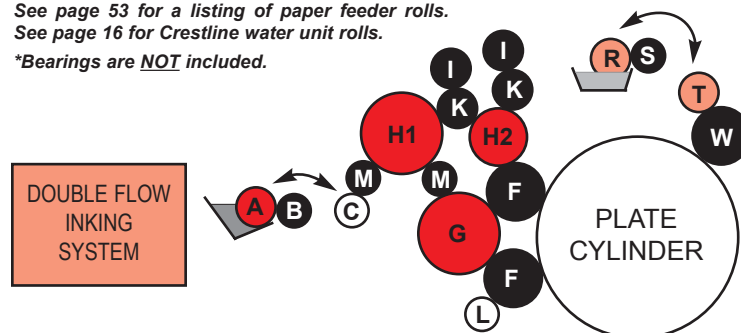
MOLLETON WATER SYSTEM ROLLERS							
18040	W	W	WATER FORM	185-3725-A1S	1 ¹⁵ / ₁₆	18 ¹ / ₂	21 ⁵ / ₁₆
18041	W	W	3M WATER FORM (3M sleeve #20519 <u>not</u> included)	83-2-104418	2 ¹ / ₁₆	18 ¹ / ₂	21 ⁵ / ₁₆
18045	W	W	WATER FORM (shrink-on)	83-4-105207	2	18 ¹ / ₂	21 ⁵ / ₁₆
18051	S	S	WATER DUCTOR	13-7-179370	3 ¹ / ₃₂	19 ¹ / ₈	21 ¹ / ₄
18053	S	S	SPONGE WATER DUCTOR	13-0-195373	1 ⁵ / ₃₂	19 ¹ / ₈	21 ¹ / ₄
180850	T	T	WATER OSCILLATOR (alum.)	185-3722-A	1 ¹ / ₂	19 ⁵ / ₈	23 ⁹ / ₁₆
18055-K	R	R	WATER FOUNTAIN (knurled)	185-3708	1 ³ / ₈	18 ⁵ / ₈	21

BAREBACK WATER SYSTEM ROLLERS							
18042	W	W	WATER FORM	—	2 ¹ / ₈	18 ¹ / ₂	21 ⁵ / ₁₆
18052	S	S	WATER DUCTOR	—	1 ¹ / ₈	18 ¹ / ₂	21 ¹ / ₄
180855-R	T	T	WATER OSCILLATOR (hard rubber)	—	1 ⁹ / ₁₆	19 ⁵ / ₈	23 ⁹ / ₁₆
18055-S	R	R	WATER FOUNTAIN ROLL (smooth)	13-9-193791	1 ³ / ₈	18 ⁵ / ₈	21

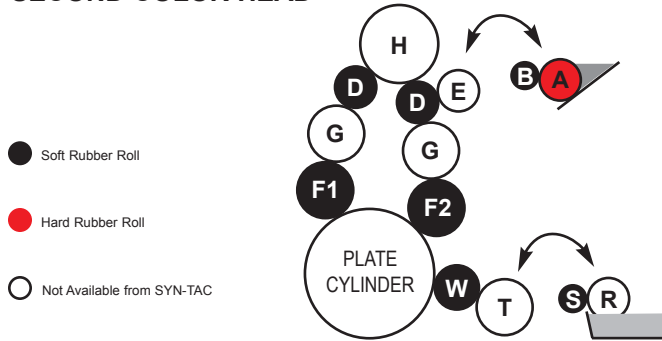
See page 53 for a listing of paper feeder rolls.

See page 16 for Crestline water unit rolls.

*Bearings are **NOT** included.



MULTILITH 1820, 1862, 1870 & 1962 SECOND COLOR HEAD



Syn-Tac Cat. No.	Key	Description	Mfg. Part No.	Roll Dia.	Roll Face Lgth.	Overall Shaft Lgth.
---------------------	-----	-------------	------------------	--------------	-----------------------	---------------------------

MULTILITH MODEL 1820, 1862, 1870, & 1962 COLOR HEAD

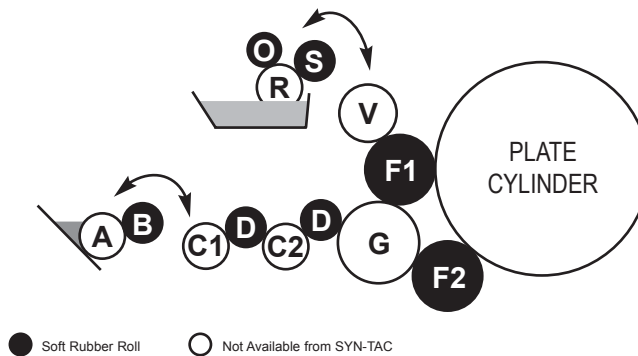
INK SYSTEM ROLLERS

18210*	F2	INK FORM (lower)	182-4081-A1S	2 ¹ / ₄	18	20 ⁵ / ₈
18211*	F1	INK FORM (upper)	182-4082-A1S	2 ³ / ₈	18	20 ⁵ / ₈
18220*	D	INK DISTRIBUTOR	182-4068-A1S	1 ¹ / ₄	18 ¹ / ₂	22 ¹ / ₂
18030*	B	INK DUCTOR	185-3633-AS	1 ¹ / ₁₆	18 ¹ / ₂	21
18235	A	INK FOUNTAIN	182-4052-A1	1 ³ / ₄	20 ¹ / ₄	31 ¹ / ₄

MOLLETON WATER SYSTEM ROLLERS

18240*	W	WATER FORM	182-208-A1S	1 ⁷ / ₈	18 ¹ / ₄	20 ⁵ / ₈
18241*	W	3M WATER FORM (3M sleeve #20519 <u>not</u> included)	83-1-104419	2 ¹ / ₁₆	18 ¹ / ₄	20 ⁵ / ₈
18050*	S	WATER DUCTOR	13-0-179500	2 ⁹ / ₃₂	19 ¹ / ₈	21 ¹ / ₄

MULTILITH MODEL 1218 & TOKO MODEL 1800



Syn-Tac Cat. No.	Key	Description	Mfg. Part No.	Roll Dia.	Roll Face Lgth.	Overall Shaft Lgth.
---------------------	-----	-------------	------------------	--------------	-----------------------	---------------------------

MULTILITH MODEL 1218 & TOKO MODEL 1800

INK SYSTEM ROLLERS

47T10	F1	INK FORM	13-7-194536	2 ¹ / ₈	12 ¹ / ₈	15 ¹⁹ / ₃₂
47T11	F2	INK FORM	13-0-194541	2 ¹¹ / ₁₆	12 ¹ / ₈	15 ¹⁹ / ₃₂
47T25	D	INK IDLER	13-1-194532	1 ³ / ₈	11 ³ / ₄	13 ²⁵ / ₃₂
47T34*	B	INK DUCTOR	13-0-194533	1 ³ / ₁₆	11 ¹ / ₄	14 ¹ / ₈

WATER SYSTEM ROLLERS

47T54*	S	WATER DUCTOR	CS-248	1 ¹⁵ / ₃₂	12 ¹ / ₄	17 ⁹ / ₃₂
47T54-L*	S	WATER DUCTOR (1218 only)	CS-248	1 ¹⁵ / ₃₂	12 ⁷ / ₁₆	17 ⁹ / ₃₂
47T57*	O	WATER METERING	DS-334	1 ³ / ₁₆	12 ¹ / ₄	14 ³ / ₁₆