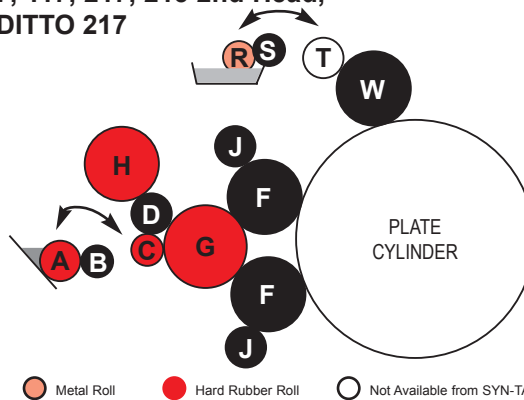


**ATF CHIEF 15, 115, 215 1st Head,
ITEK 1115, DITTO 215 & DAVIDSON MODEL 301
ATF CHIEF 17, 117, 217, 215 2nd Head,
ITEK 1117 & DITTO 217**



| Syn-Tac Cat. No. | Key | Description | Mfg. Part No. | Roll Dia. | Roll Face Lgth. | Overall Shaft Lgth. |
|---------------------|-----|-------------|------------------|--------------|-----------------------|---------------------------|
|---------------------|-----|-------------|------------------|--------------|-----------------------|---------------------------|

**ATF CHIEF 15, 115, 215 1ST HEAD,
ITEK 1115, DITTO 215 & DAVIDSON MODEL 301**

INK SYSTEM ROLLERS

| | | | | | | |
|------------------|---|--|----------|--------|----------|----------|
| 150-K | • | KIT (six soft rubber ink rolls) | | | | |
| 15011 | F | INK FORM | 2170T681 | 2 1/8 | 9 7/8 | 15 7/16 |
| 15020 | D | BACK IDLER (large) | 2165L12 | 1 1/4 | 10 1/8 | 12 19/32 |
| 15021 | J | TOP & BOTTOM IDLER (small) | 2165L11 | 7/8 | 10 1/4 | 12 19/32 |
| 15029-OS | C | GEARED INK DISTRIBUTOR (14 1/2° pitch angle black gear) | 2171K16 | 1 | 10 | 15 3/8 |
| 15029-NS | C | GEARED INK DISTRIBUTOR (20° pitch angle plated gear) | 2172B92 | 1 | 10 | 15 3/8 |
| 15030 | B | INK DUCTOR (old style) | 2165L15 | 1 | 9 1/2 | 11 1/2 |
| 15031 | B | INK DUCTOR (new style) | 2170Y595 | 1 | 9 1/2 | 12 1/2 |
| 15035-OS | A | INK FOUNTAIN (old style for models Chief 15, Itek 1115 & Ditto 215) | 2165G18 | 1 1/8 | 9 11/16 | 16 9/16 |
| 15035-NS | A | INK FOUNTAIN (new style for models 115 & 215 1st head) | 2172A734 | 1 1/8 | 9 11/16 | 18 7/8 |
| 150820 | H | TOP INK OSCILLATOR | A2171E25 | 2 5/8 | 10 5/8 | 12 1/4 |
| 150860 | J | INK RIDER OSCILLATOR (Ghost Chaser for Chief 15 only) | — | 1 5/32 | 10 11/16 | 12 25/32 |
| 170830-OS | G | GEARED MAIN OSCILLATOR (14 1/2° pitch angle black gear) | 2171E37 | 2 1/4 | 10 11/16 | 16 9/16 |
| 170830-NS | G | GEARED MAIN OSCILLATOR (20° pitch angle plated gear / models 115 & 215) | 2172B17 | 2 1/4 | 10 11/16 | 16 9/16 |

WATER SYSTEM ROLLERS

| | | | | | | |
|-----------------|---|---|----------|-------|----------|----------|
| 15040 | W | WATER FORM | 2167N11 | 2 | 10 13/16 | 11 1/16 |
| 15041-A | W | 3M WATER FORM (3M sleeve #22211 not included) | — | 2 1/4 | 10 13/16 | 11 1/16 |
| 15041-B | W | 3M WATER FORM (3M sleeve #21011 not included) | — | 2 1/8 | 10 13/16 | 11 1/16 |
| 15042 | W | BAREBACK WATER FORM | — | 2 1/8 | 10 13/16 | 11 1/16 |
| 15050 | S | WATER DUCTOR (old style) | 2167N12 | 1 | 10 13/16 | 12 1/2 |
| 15051 | S | WATER DUCTOR (new style) | 2171D415 | 1 | 10 13/16 | 12 3/4 |
| 15052-NS | S | BAREBACK WATER DUCTOR (new style) | — | 1 1/8 | 10 13/16 | 12 11/16 |
| 15055-S | R | WATER FOUNTAIN (smooth / old style) | 2170T69 | 1 3/8 | 11 1/4 | 11 7/8 |
| 17055-S | R | WATER FOUNTAIN (smooth / new style) | 2171F45 | 1 3/8 | 11 3/4 | 13 1/4 |

**PAPER FEEDER ROLL & BOTTLES
FOR CHIEF 15 & 17**

| | | | | | | |
|--------------|---|--|------------|-------|-----|-----|
| 15069 | — | PAPER FEEDER PULLOUT | 2151L52 | 1 1/2 | 7/8 | 7/8 |
| 12049 | — | WATER FOUNTAIN BOTTLE (plastic, quart size, with cap & valve) | — | — | — | — |
| 22049 | — | WATER FOUNTAIN BOTTLE DAVIDSON 301 (plastic, quart size, with cap & valve) | 88-2338-01 | — | — | — |

• The ink train soft rubber roller kit includes these rolls.
See page 74 for Townsend T-51 color head rolls.

| Syn-Tac Cat. No. | Key | Description | Mfg. Part No. | Roll Dia. | Roll Face Lgth. | Overall Shaft Lgth. |
|--|-----|-------------|------------------|--------------|-----------------------|---------------------------|
| ATF CHIEF 17, 117, 215 2nd HEAD, ITEK 1117, DITTO 217 | | | | | | |

INK SYSTEM ROLLERS

| | | | | | | |
|--------------|---|--|----------|--------|----------|----------|
| 170-K | • | KIT (six soft rubber ink rolls) | | | | |
| •17011 | F | INK FORM | 2170T685 | 2 1/8 | 10 13/16 | 15 7/16 |
| •17020 | D | BACK IDLER (large) | 2170P761 | 2 1/8 | 10 1/2 | 12 19/32 |
| •17021 | J | TOP & BOTTOM IDLER (small) | 2170P441 | 7/8 | 11 1/8 | 12 19/32 |
| 17029-OS | C | GEARED INK DISTRIBUTOR (14 1/2° pitch angle black gear) | 2171K15 | 1 | 10 3/4 | 15 3/8 |
| 17029-NS | C | GEARED INK DISTRIBUTOR (20° pitch angle plated gear / for models 117, 217 & 215 2nd head) | 2172B92 | 1 | 10 3/4 | 15 3/8 |
| •17030 | B | INK DUCTOR | 2170Y591 | 1 | 10 13/16 | 12 1/2 |
| 17035-OS | A | INK FOUNTAIN (old style for models 17, Itek 1117 & Ditto 217) | 2170Y582 | 1 1/4 | 10 7/8 | 17 5/32 |
| 17035-NS | A | INK FOUNTAIN (new style for models 117, 217 & 215 2nd head) | 2172A732 | 1 1/4 | 10 7/8 | 18 7/8 |
| 170820 | H | TOP INK OSCILLATOR | 2170P421 | 2 5/8 | 10 5/8 | 12 1/4 |
| 170830-OS | G | GEARED MAIN OSCILLATOR (14 1/2° pitch angle black gear) | 2171E37 | 2 1/4 | 10 11/16 | 16 9/16 |
| 170830-NS | G | GEARED MAIN OSCILLATOR (20° pitch angle plated gear / for models 115 & 117) | 2172B17 | 2 1/4 | 10 11/16 | 16 9/16 |
| 170860 | J | INK RIDER OSCILLATOR | — | 1 5/32 | 10 11/16 | 12 25/32 |

WATER SYSTEM ROLLERS

| | | | | | | |
|---------|---|--|----------|--------|--------|----------|
| 17040 | W | WATER FORM | 2170R941 | 2 | 11 1/4 | 11 1/4 |
| 17041-A | W | 3M WATER FORM (3M sleeve #22212 <u>not</u> included) | — | 2 7/32 | 11 1/4 | 11 1/4 |
| 17041-B | W | 3M WATER FORM (3M sleeve #21014 <u>not</u> included) | — | 2 9/32 | 11 1/4 | 11 1/4 |
| 17042 | W | BAREBACK WATER FORM | — | 2 1/8 | 11 1/4 | 11 1/4 |
| 17050 | S | WATER DUCTOR ROLL | 2170Y975 | 1 | 11 1/4 | 12 11/16 |
| 17052 | S | BAREBACK WATER DUCTOR | — | 1 1/8 | 11 3/8 | 12 11/16 |
| 17055-S | R | WATER FOUNTAIN (smooth / old style) | 2171F45 | 1 3/8 | 11 3/4 | 13 1/4 |
| 17056-S | R | WATER FOUNTAIN (smooth / new style) | 2172B51 | 1 3/8 | 11 3/4 | 12 15/16 |

•The ink train soft rubber roller kit includes these rolls.
See page 74 for Townsend T-51 color head rolls.

GHOST CHASER



the INK RIDER OSCILLATOR for CHIEF 15 & 17

This GHOST CHASER roll adds additional oscillation where it is needed, **directly on the ink form rolls!** By quickly replacing ink-starved areas, due to solids or heavy type, such images will not ghost into tint areas or halftones. It will give finer ink coverage with less ink and water.

NO PRESS ALTERATION, DRILLING or TAPPING

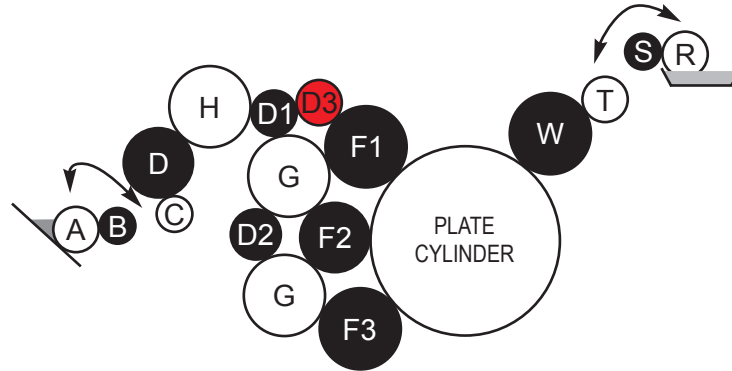


The above oscillating hard rubber roll replaced EITHER or BOTH of the small soft rubber idler rolls that ride on the ink form rolls shown in the schematic drawing on page 10 as *rollers "J"*. After installation and adjustment, they can easily be removed for cleaning and lubricating. Each roll has a grease fitting.

This oscillator has an exclusive feature of securely locking in place, which eliminates end play or vibrations.

**ORDER #150860 for CHIEF 15
or #170860 for CHIEF 17**

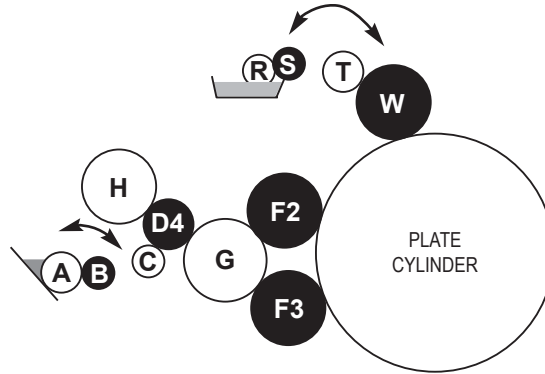
ATF SUPER CHIEF & MODEL XL



● Soft Rubber Roll ● Hard Rubber Roll ○ Not Available from SYN-TAC

| Syn-Tac Cat. No. | Key | Description | Mfg. Part No. | Roll Dia. | Roll Face Lgth. | Overall Shaft Lgth. |
|---------------------------|-----|----------------------------|---------------|--------------------------------|----------------------------------|---------------------------------|
| INK SYSTEM ROLLERS | | | | | | |
| 21010 | F1 | INK FORM (medium) | 310-009650-A | 2 ¹ / ₈ | 12 ¹¹ / ₁₆ | 18 ³ / ₁₆ |
| 21011 | F2 | INK FORM (small) | 310-009094-A | 2 ¹ / ₁₆ | 12 ¹¹ / ₁₆ | 18 ³ / ₁₆ |
| 21012 | F3 | INK FORM (large) | 310-009119-A | 2 ³ / ₁₆ | 12 ¹¹ / ₁₆ | 18 ³ / ₁₆ |
| 21020 | D1 | INK IDLER | 310-009635-A | 1 ³ / ₈ | 12 ¹¹ / ₁₆ | 15 ⁵ / ₁₆ |
| 21021 | D | INK IDLER | 310-009633-A | 1 ¹ / ₈ | 13 ¹ / ₁₆ | 15 ⁵ / ₁₆ |
| 21022* | D2 | BACK INK IDLER (new style) | 310-050732-A | 1 ⁵ / ₈ | 13 ¹ / ₁₆ | 16 ⁷ / ₃₂ |
| 21023* | D3 | INK IDLER (hard rubber) | 310-009634-A | 1 ¹ / ₄ | 12 ¹³ / ₁₆ | 15 ⁵ / ₁₆ |
| 21030* | B | INK DUCTOR | 310-009092-A | 1 | 13 ¹ / ₄ | 15 ¹ / ₄ |

| | | | | | | |
|-----------------------------|---|--|--------------|-------------------------------|----------------------------------|---------------------------------|
| WATER SYSTEM ROLLERS | | | | | | |
| 21040 | W | WATER FORM (.375" dia. shaft) | 310-009161-A | 2 | 13 ⁵ / ₃₂ | 13 ⁵ / ₃₂ |
| 21041 | W | 3M WATER FORM (.375" dia. shaft / 3M sleeve <u>not</u> included) | — | 2 ¹ / ₈ | 13 ⁵ / ₃₂ | 13 ⁵ / ₃₂ |
| 21050* | S | WATER DUCTOR | 310-009091-A | 1 | 13 ¹⁵ / ₁₆ | 15 ⁷ / ₁₆ |



● Soft Rubber Roll ○ Not Available from SYN-TAC

| | | | | | | |
|-----------------------------|----|---|--------------|--------------------------------|----------------------------------|---------------------------------|
| SECOND COLOR HEAD | | | | | | |
| INK SYSTEM ROLLERS | | | | | | |
| 21011 | F2 | INK FORM (small) | 310-009094-A | 2 ¹ / ₁₆ | 12 ¹¹ / ₁₆ | 18 ³ / ₁₆ |
| 21012 | F3 | INK FORM (large) | 310-009119-A | 2 ³ / ₁₆ | 12 ¹¹ / ₁₆ | 18 ³ / ₁₆ |
| 21024* | D4 | BACK IDLER | 310-009095-A | 2 ¹ / ₈ | 13 ¹ / ₁₆ | 15 ⁵ / ₁₆ |
| 21030* | B | INK DUCTOR | 310-009092-A | 1 | 13 ¹ / ₄ | 15 ¹ / ₄ |
| WATER SYSTEM ROLLERS | | | | | | |
| 21040 | W | WATER FORM (.375" dia. shaft) | 310-009161-A | 2 | 13 ⁵ / ₃₂ | 13 ⁵ / ₃₂ |
| 21041 | W | 3M WATER FORM (.375" dia. shaft / 3M sleeve #21014 <u>not</u> included) | — | 2 ¹ / ₈ | 13 ⁵ / ₃₂ | 13 ⁵ / ₃₂ |
| 21050* | S | WATER DUCTOR | 310-009091-A | 1 | 13 ¹⁵ / ₁₆ | 15 ⁷ / ₁₆ |

*Bearings are NOT included.